



HAL
open science

MetaLinks: Authoring and Affordances for Conceptual and Narrative Flow in Adaptive Hyperbooks

Tom Murray

► **To cite this version:**

Tom Murray. MetaLinks: Authoring and Affordances for Conceptual and Narrative Flow in Adaptive Hyperbooks. *International Journal of Artificial Intelligence in Education*, 2003, 13, pp.199-233. hal-00197317

HAL Id: hal-00197317

<https://telearn.hal.science/hal-00197317>

Submitted on 14 Dec 2007

HAL is a multi-disciplinary open access archive for the deposit and dissemination of scientific research documents, whether they are published or not. The documents may come from teaching and research institutions in France or abroad, or from public or private research centers.

L'archive ouverte pluridisciplinaire **HAL**, est destinée au dépôt et à la diffusion de documents scientifiques de niveau recherche, publiés ou non, émanant des établissements d'enseignement et de recherche français ou étrangers, des laboratoires publics ou privés.

MetaLinks: Authoring and Affordances for Conceptual and Narrative Flow in Adaptive Hyperbooks

TOM MURRAY

Hampshire College School of Cognitive Science

tmurray@hampshire.edu, <http://helios.hampshire.edu/~tjmCCS/>

Abstract: MetaLinks, an authoring tool and web server for adaptive hyperbooks, is described. MetaLinks hyperbooks provide textbook-like content in a flexible manner that supports opportunistic processes of active reading and learning. Through adaptive methods a single on-line artifact can address the diverse needs of a variety of user goals and backgrounds. The system is designed to support inquiry, exploratory, or curiosity-driven learning in richly interconnected material and to ameliorate a number of usability issues that arise in such open ended learning environments. Chief among the usability issues addressed are the potential for discontinuous conceptual and narrative flow as users navigate flexibly and idiosyncratically through hyperbook content. Our goals are addressed through a number of interface features and adaptive methods including narrative smoothing, custom depth control, and thematic links. In this paper we describe the MetaLinks system, discuss a number of hyperbook design issues, and give the results of two formative evaluations of a MetaLinks Hyperbook.

1. INTRODUCTION

Learning and information gathering are opportunistic, dynamic processes. Because learners have different background knowledge, learning styles, and goals, and because each learner constructs new knowledge in a very personal, idiosyncratic fashion, the best path through a text-like resource may differ for each learner. Active learners and readers make moment to moment decisions about the depth and focus of their inquiry. They decide to skim, look ahead, go back to learn prerequisite content, and go off on tangents either to investigate whether the unexplored territory provides useful information, or just because their curiosity was sparked. Hypermedia books (hyperbooks) have the promise of supporting this dynamic learning process more fully than paper-based texts. The term "affordance" has been used in technology design to refer to how visible characteristics of an artifact immediately or intuitively present themselves to the user as having a particular purpose or function (Norman 1988). More loosely it has been used to refer to what a particular technology or feature clearly allows the user to *do*. Our concern is both with what the features of hyperbooks *do* afford and with what they *could* afford if some of our preconceptions about books were put aside and we pushed the technology towards its full potential.

Adaptive web-based hyperbooks are a new breed of hypermedia that uses recently available technologies to bring some of the long standing goals of hypermedia to fuller, more dynamic realization by adding methods developed for adaptive and intelligent educational systems. The MetaLinks project is unique in adaptive hypermedia research in its focus on supporting active learning, which in turn requires special support for open-ended, exploratory reading. The transition from paper texts to hyperbooks, in addition to providing new

capabilities, problematizes several aspects of reading and authoring. In particular, content must be reconceptualized when it becomes dynamic, and the flow of the reading experience can be compromised as users navigate flexibly and idiosyncratically through hyperbook content. MetaLinks hyperbooks serve a range of user needs that differ according to background knowledge, thematic and content goals, and desired level of detail, and are designed to ameliorate the usability issues that inevitably occur in interactive books. Another goal is for the system to be general and usable from the author's perspective, so MetaLinks includes an authoring tool for building adaptive hyperbooks.

In the remaining sections of this paper we will describe the MetaLinks system, discuss key design issues, and discuss the results of the two formative evaluations.¹

2. BACKGROUND: HYPERMEDIA, BOOKS, AND EDUCATIONAL SOFTWARE

Because hypermedia and electronic books cover such a wide array of artifacts and research concerns, below we situate our work within the broader context of texts, hypermedia, and educational software.

Hyperbooks vs. other hypermedia. Our working definition of hypermedia is the standard notion of chunks of content (nodes) with hyperlinks between them (Conklin 1987). Hyperbooks are electronic books with substantial hypermedia functionality. Hypermedia technology is blurring the distinctions between textbooks, reference books, and databases, and making possible new forms of documents that are combinations of and extensions to these traditional forms. Hyperbooks can contain alternative structures, content, and navigation paths that emphasize different goals, skill levels, or perspectives (Conklin 1987, Ferguson et al. 1992; Spiro & Jeng 1990; Cleary & Bareiss 1996). The focus of this research is on hypermedia "text books," i.e. quasi-narrative content authored for instructional or illustrative purposes. Though our focus is not on literature, entertainment books, artistic texts, encyclopedia-like information sources, or on unstructured multi-author collections of web pages, many of our methods and conclusions will be relevant for these other forms of texts and hypermedia.

Hyperbooks vs. other educational software. Even though educational software can offer the benefits of video, sound, animations, simulations, assessed activities, personalized feedback, and interactive learning environments, our focus is on more mundane yet still essential elements of authoring and reading electronic texts. Hyperbooks *can* contain these other features, but currently the MetaLinks research project deals with issues more central to the active reading, searching, and browsing activities that take place while learning with hyperbooks. While reading and browsing are mundane activities compared to the possibilities inherent to computer-based learning environments, there are important research issues related to these limited activities. Reading and browsing comprise the vast majority of the time spent in educational multimedia and in educational uses of the WWW, and thus our work has some relevance for using the web and educational CD-ROMs in general.

Hyperbooks and adaptive/intelligent educational software. The vast majority of web-delivered educational software is non-adaptive or "static." Though designers of static hypermedia try to incorporate a variety of content and links to meet the needs of many user goals, these one-size-fits-all systems can suffer under the weight of trying to address too many needs. Though non-adaptive hypermedia books have been designed and studied for about 30 years (Nelson 1990) it has only been recently that internet data-base technologies that support the dynamic configuration and personalization of web pages have become common. This advance has allowed technologies and approaches developed for intelligent tutoring systems to migrate to the field of educational hypermedia resulting in adaptive hyperbooks (Brusilovsky 1998). Adaptive hypermedia documents are composed "on the fly" so that the content, style, and/or sequencing of the pages and links is customized to the needs of the particular learner and situation.

¹ This paper combines and extends work reported in (Murray et al. 1998, 1999, 2000, and 2001; Piemonte et al. 1999; Khan et al. 2000; Shen 2000).

The main focus of adaptive hypermedia systems to date has been to address what we could call the "prerequisite problem" or "content readiness problem". The orderly sequencing of content in traditional educational materials such as textbooks attempts to account for the prerequisite relationships between topics. Adaptive educational systems address this issues by either warning learners that they may not have the appropriate prerequisite information to move ahead, or by automatically sequencing content to address unknown prerequisites. If the system bases its adaptation upon a student model which makes heuristic inferences about what a student "knows," then the system is said to be "intelligent" as well as adaptive. InterBook (Brusilovsky et al. 1996) does "adaptive link annotation" by labeling links according to whether they are "ready to be learned." It bases this annotation on a prerequisite-based concept network and a student model. AHA (De Bra and Calvi 1998) includes "adaptive content" by allowing authors to hard-code various types of prerequisite relationships into hyperbook content using HTML tags. The system can hide or disable links, and hide or show sections of text in its attempt to make the content "relevant, interesting, and understandable" as determined by a student model. For example, the author might give a particularly detailed section of text a tag that indicates "don't show this unless topic XX is understood." ACE (Specht & Oppermann 1998) is based on an intelligent tutoring systems framework, and includes domain, student, and pedagogical models. In addition to incorporating adaptive content and link annotation, ACE includes teaching strategies that adjust the teaching style based on user competence and interests. We built a student model module for MetaLinks which allowed intelligent features that addressed the prerequisite problem, but, as explained later, these features were prototyped but not yet tested on users.

Actually, the prerequisite problem was only one of many issues that earlier researchers in hypermedia identified as being amenable to adaptive solutions. Prior research in hypermedia nominally addressed adaptivity (Conklin 1987), but solutions were limited until the advent of the modern data-base enabled and function-enabled (i.e. with Java and JavaScript) world wide web. Current research on adaptive hypermedia has not sufficiently gone back and revisited important early issues, which can now be re-analyzed in light of realistic access to adaptive solutions. Many basic questions concerning the effectiveness of active reading using multi-path and dynamic hypermedia books remain unanswered. As we discuss later, the MetaLinks project differs from other adaptive hypermedia projects in its greater emphasis on active reading and open-ended exploratory types of learning tasks, and on its emphasis on providing good conceptual and narrative flow as learners jump unpredictably among the pages in a hyperbook.

3. METALINKS SYSTEM DESCRIPTION

Design goals. In this section we will describe the MetaLinks software. In the next section we will go into more detailed analysis of the issues behind the design goals and features mentioned here. Our design goals are as follows:

1. Support **active reading and learning** in hypermedia texts. This involves supporting a number of cognitive goals and tactics as learners use a book in exploratory, opportunistic, and non-linear ways. Specifically we want to create a single artifact that has the flexibility to support:

- Diverse learner backgrounds and prerequisite knowledge.

- Multiple thematic approaches and learning goals.

- Reading at multiple levels of detail or skimming.

- A spectrum of text-like to reference-like content; and a spectrum of focused to open-ended exploratory reading and information finding strategies.

2. Ameliorate a number of **usability issues** that arise in the dynamic open-ended environments created to address the goals above. These problems include disorientation, cognitive overload, poor narrative flow, and poor conceptual flow.

3. Provide a highly usable **authoring tool** for creating and web-serving hyperbooks. This not only improves cost effectiveness, but tests the comprehensibility and generality of the underlying representational framework.

3.1 Architecture

MetaLinks content is stored in a relational database (using web-enabled FileMaker Pro) and requires only a web browser for delivery. The system includes a sophisticated authoring tool that makes it easy to manage content, media (graphics, applets, etc.), and hyperlinks. Figure 1 shows the software architecture of MetaLinks.²

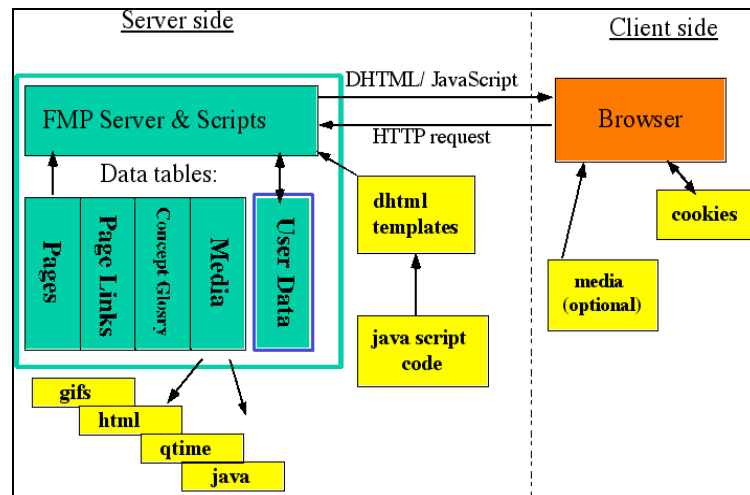


Figure 1: MetaLinks Architecture

The browser sends HTTP requests for each hyperbook page or tool to the FileMaker server. Included in the request is the name of the HTML (really DHTML, Dynamic HTML) template file and information about the user and navigation behavior that allows the new page to be customized. The HTML template includes JavaScript code and database placeholder fields that FileMaker fills in with the appropriate data before being served. The system has separate databases for pages (text content), page links, glossary items, media, and user data. All user moves and tool uses are recorded in the User database. The Media data base can include images, movies, applets, and entire external HTML files (this last feature is used to include tables in a hyperbook). Hyperbooks are password protected through a user log-in. The login allows us to maintain the user's state across sessions. Upon logging in, the user can optionally specify that some of the media is kept on a local hard drive or CD-ROM. This allows for higher speed, as images need not be served over the Internet.

A significant amount of FileMaker and JavaScript code (over one person-year's effort) comprises the algorithms for transforming the data into adaptive web pages including main page, glossary, table of contents, roll over and pull out menus, etc. Also, a significant effort has gone into designing an authoring tool that supports authors in organizing and connect the various types of data (see below).

3.2 User Interface

Our original grant funding was through a curriculum development grant that involved creating web-based Earth Science software for high school and introductory college classrooms. The software has a full range of navigation features because of pragmatic goals, even though the inclusion of these features was not directly relevant to our main research questions, and their inclusion made it more difficult to analyze the data. Early observations (Khan et al. 2000) indicated that students had quite a variety of navigation styles and needs, suggesting the need for a wide variety of navigation features.

² The reader can try some MetaLinks hyperbooks at <http://ddc.hampshire.edu/metalinks/>.

Made with MetaLinks: Adaptive Hypermedia Authoring Tool

NAV T. 2. 4 History Glossary TOC Search Parent Prev Sibling Next Sibling Logout

What causes a volcanic eruption?

Plutons and Volcanoes

You learned that magma forms deep within the Earth. In some instances, it solidifies within the crust to form plutonic rocks. In others, it erupts onto the Earth's surface to form volcanic rocks.

Because plutonic rocks crystallize within the crust, we cannot see them form. However, tectonic forces commonly raise them, and erosion exposes these intrusive rocks in many of the world's greatest mountain ranges. California's Sierra Nevada, portions of the European Alps, and parts of the Himalayas

(Glossary) intrusive rock A rock formed when magma solidifies within bodies of preexisting rock.

In contrast, a volcanic eruption is violent of all geologic events. It killed approximately 100,000 people and caused about \$10 billion in damage. Some eruptions have buried towns and cities in hot lava or volcanic ash. For example, Other volcanoes erupt gently. Tourists flock to Hawaii to photograph flowing lava and fire fountains erupting into the sky (Fig. A).

Volcanic eruptions can trigger other deadly events. [The 1883 eruption of Krakatoa...](#)

[EXPLAIN MORE](#) [RETURN](#)

Related Information exists for this page.

SubTopics

- What determines the behavior of magma and the type of eruption?
- What are plutons?
- (T) Volcanic Rocks and Volcanoes
- What other types of volcanoes are there?
- What causes a gentle eruption?
- What causes a violent eruption?

Figure A: Photograph of two geologists running from a lava flow on the island of Hawaii.

Figure B: Diagram of a lava flow.

Related Pages

Related Phenomena...

- Will Mount St. Helens erupt again?
- What happens when a volcano erupts?

Historical Background

- (T) The 1880 Eruption of Mount St. Helens

Famous catastrophies!

- (T) The 79 a.d. Eruption of Mount Vesuvius

Created Landforms

- (L) What type of volcano is Mount St. Helens?

Figure 2: Tectonica Interactive page T.2.4, with a picture showing two geologists running from a lava flow.

Figure 2 shows a typical MetaLinks hyperbook screen. From top to bottom, it contains the navigation bar, the page title, the page text, figures, "custom depth control" navigation buttons, and a list of links to sub-topic pages. In addition to the main content window shown in the figure, there are separate windows for the table of contents, the search tool, the glossary, and the annotated history tool.³

Below we list the MetaLinks navigation tools, most of which are described in more detail in the next section (and shown in Figure 5):

Annotated Table of Contents (TOC), Pictorial TOC, Search tool

Custom Depth Control feature (Explain More, Next Page, Return buttons)

Go to parent, Go to next/previous sibling, Direct to page number (all in the Nav Bar); Go to Sub-Topic (links at the bottom of the page)

Integrated Glossary, Glossary base page links

Annotated History tool

Go to Related Page ("Related Information" pop-out tab to the left of the screen)

We will briefly describe the main interface features here, and explain their function and purpose in the next section. Green colored underlined words correspond to words in the glossary. When the user mouses over these words the definition pops up (called "stretch text"), as shown in the Figure. When these glossary words are clicked on, the user navigates to the hyperbook page that best explains the concept. Teal colored underlined words indicate footnotes, which also pop up with text and (optionally) graphics. The Parent, Subtopics, and Sibling buttons allow navigation within the hierarchical structure, based on a family tree

³ All of these are browser windows in which we hide the browser navigation buttons to force the user to use our navigation tools.

metaphor ("parent," "children" (subtopic), and "sibling"). The Related Information tab pulls out to reveal a list of thematic links to other pages in the hyperbook. The Explain More button navigates to the current page's subtopics for a deeper treatment of the topic. To the right of "Explain More" is either a "Next" page button or a "Return" (to where I left off) button, depending on the situation.

To date, MetaLinks has been used to author four hyperbooks. Tectonica Interactive, in the domain of introductory geology, is the largest, with approximately 400 pages, 500 graphics and 750 glossary entries, its content corresponds to one third (about 200 pages) of the contents in the original text book. The contents of the text Modern Physical Geology (Thompson & Turk 1996) were obtained in digital form from the publisher, and part of it was significantly transformed and extended to create Tectonica. Chapters on Earthquakes, Ocean Basins, Mass Wasting, and Geologic Resources, are entered, and chapters on basic physics and chemistry concepts, Weathering and Soil, Mountain Ranges and Continents, Streams and Lakes, Ground Water and Wetlands, Deserts, Glaciers, Coastlines, and Climate have not been entered. The evaluation studies reported in this paper have all been done with Tectonica, shown in Figure 2.

The second MetaLinks hyperbook authored was the MetaLinks Users Guide. The remaining two hyperbooks were created as part of Hampshire College service learning classes. College students in the classes used MetaLinks to build hyperbooks in collaboration with two community based organizations. The first was Women Mathematicians which was built in collaboration with Amherst Middle School teachers and students for use by an eight grade class (see Figure 3). The second was "Early 20th Century Children's Games," a hyperbook built in collaboration with a group of senior citizens enrolled in a computer literacy class in Holyoke Massachusetts. This project became somewhat of an oral history project, as seniors told us their memories of the games they played as children, and we organized this material thematically for the hyperbook. Both of these college-class-built hyperbooks are on the order of 30-50 pages large. Though the results reported in this paper are based on Tectonica, by having many users and authors involved in all four of these hyperbooks we have gained confidence in the usability of the system, had the benefit of user-participatory design iterations, and demonstrated its application in several domains.

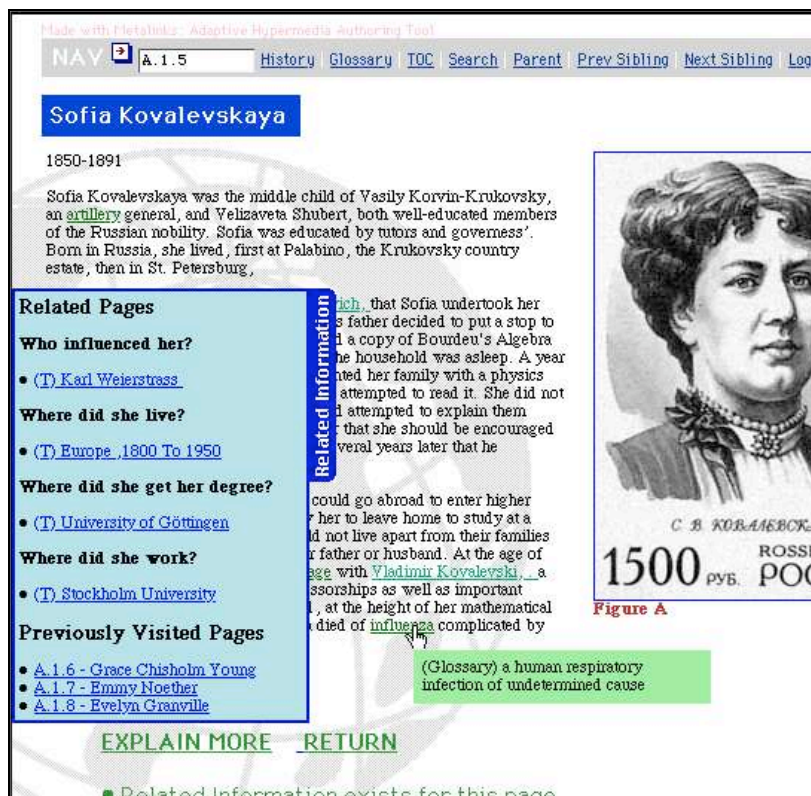


Figure 3: Women Mathematicians Hyperbook

3.3 Authoring Interface

Authoring tools allow for cost-effective production of educational materials, and they lower the skill or training threshold needed to author. In addition, we believe that building and testing a usable authoring tool is a good test of the generality and conceptual felicity of a knowledge representation structure (Murray 1999). It is important that domain experts and teachers, critical members of any design team, understand and participate in the design process. In order to be able to do this they must understand the system's underlying conceptual framework, its capabilities and limitations. An authoring tool reifies the underlying conceptual structure in a system's representational framework. If an authoring tool proves to be usable and understandable, then this is substantial evidence that the conceptual framework is comprehensible and general.

Authoring View MetaLinks -- Adaptive Hypermedia Authoring Tool
id: 453
TOCOrder 398

NAVIGATION **LINKS** **BOOK** **PAGES**

Parent previous next
children prev sib next sib
Show page in Netscape

create LINK
set FROM page 108 set TO page 112
create Child of this Page

edit books
edit link types
view TOC

New page
Delete page
Find page

Page T.4.12.1.1.1 content type 1 - normal (section)

Title: Types of Hydrothermal Ore Deposits

Question-title: What different types of hydrothermal ore deposits are there?

Introtext: []

Maintext: A hydrothermal vein deposit forms when dissolved metals precipitate in a fracture in rock. Ore veins range from less than a millimeter to several meters in width. A single vein can yield several million dollars worth of gold or silver. The same hydrothermal solutions may also soak into country rock surrounding the vein to create a large but much less concentrated disseminated ore deposit. Because they commonly form from the same solutions, rich ore veins and disseminated deposits are often found together. (The history of many mining districts is one in which early miners dug shafts and tunnels to follow the rich veins. After the veins were exhausted, later miners used huge power shovels to extract low-grade ore from disseminated deposits surrounding the veins.)

Disseminated copper deposits, with accompanying veins, are

Media media location 7
create/add media item

Mediaid	Order	Scale	Name	Media.lookup id	
295	1		19/tt19_06.jpg	288	delete
296	2		19/tt19_07.jpg	289	delete

Glossary auto enter glossary
create/add glossary item

Glossaryid	Word	Definition	Glossarylookup id	
950	disseminated ore	A large low-grade	1383	delete
1081	hydrothermal vein	A sheet-like	1382	delete
1276	porphyry copper	A large body of	1384	delete

chek spelling! insert special

Author notes Ore deposits also form at hydrothermal vents near

Figure 4: MetaLinks Authoring Tool Main Screen

MetaLinks includes a highly usable graphical interface for authoring hyperbooks. Our representational framework has been purposefully limited to features which can be easily portrayed in the GUI and authored by anyone with minimal training (one hour). All of the features mentioned in this paper come practically "for free" when the author enters the text and graphics, and defines links between pages. Automated features include creation of the TOC, page numbering, layout, and glossary pop-up text. To author a MetaLinks document, only FileMaker and the MetaLinks code library (written in FileMaker Script, JavaScript, and DHTML) is needed (plus any graphics programs needed to prepare figures). All of these elements are cross platform. Figure 4 shows the main authoring screen, an application built with FileMaker Pro (authoring over the web is not yet supported).

Figure 4 shows data fields for a page's title and text; for its Intro-text and Question-title (fields used in page and link adaptation); links to media items; and links to glossary items. To create a link between two pages the author goes to one page, pushes "set FROM page," goes to the other page, pushed "set TO page," uses the pop up list above "set TO page" to select one of the available link types, and then presses "create link." Additional screens exist for authoring

properties of the whole hyperbook, and for authoring the glossary. The author can include as many figures as desired (of any media, including JPEGs, movies, Java Apps), and specify a scaling factor for each picture. MetaLinks automates page layout while giving the author limited control over the page layout style. The author can choose among several page styles such as "Front page," "chapter page," and "regular page," and can choose among several media layouts (such as "left of text," and "below the text."). The author can also customize the background image for the entire page.

MetaLinks is one of the only hypermedia system (adaptive or not) to have a full featured GUI authoring system. InterBook (Brusilovsky et al. 1996) addresses authoring by allowing tagged text to be imported from word processing files. The AHA system (De Bra, P. & Calvi, L. 1998) addresses authoring by using an HTML-compatible mark-up language for specifying prerequisite and content requirement relationships through Boolean expressions. This makes authoring more powerful but it does not include an authoring tool, and thus does not make authoring accessible to teachers. ACE (Specht et al. 1998) seems to be the only other adaptive hypermedia framework accompanied by a full authoring system.

4. HYPERBOOK DESIGN ISSUES, BENEFITS, AND PROBLEMS

Hyperbook design issues and innovations fall into two classes: inherent "primary" benefits and problematized "secondary" issues (items #1 and #2 respectively in our list of design goals in subsection 3.2). The first class of innovations takes advantage of the inherent potential of the technology. The second class of issues attempts to deal with the problems that inevitably occur when we create flexible media that have the features of the first class of innovations. Secondary issues are not so named because they are less important (they are equally important) but because their existence results from or is exacerbated by solving the primary goals. Below we go into more depth describing the educational and cognitive issues and the underlying design rationale behind MetaLinks. First we describe several overarching design themes. Then we look at "primary" features that support active reading and learning. Then we look at features ameliorating the secondary issues. Finally we describe features dealing with prerequisites and content readiness (which concerns both primary benefits and secondary issues, and is dealt with in its own sub-section). Figure 5 shows how the MetaLinks features and tools address our goals.

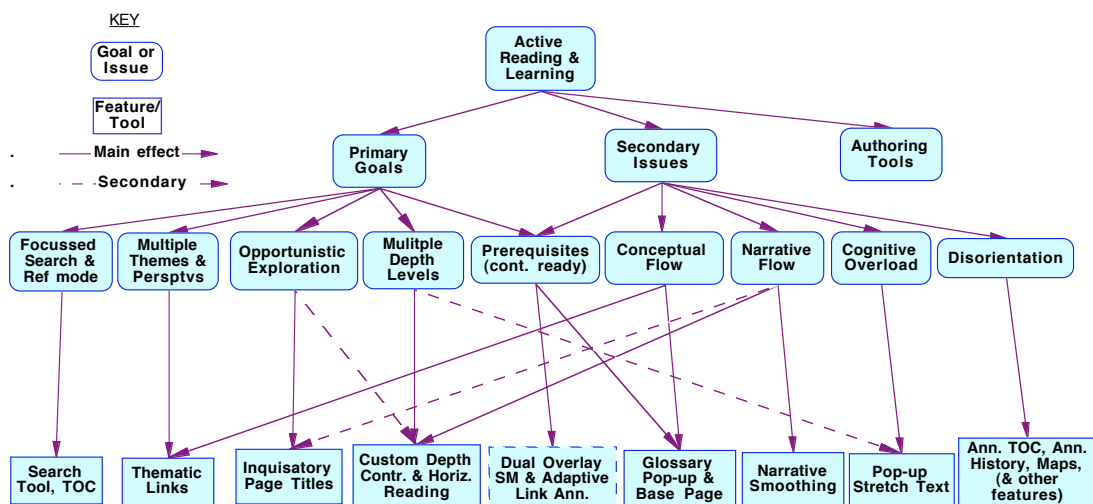


Figure 5: Issues Addressed by MetaLinks Features and Tools

General Cognitive and Usability Themes

Active reading. "Active reading" is a term used to emphasize the proactive cognitive and metacognitive processes that, ideally, should be present in non-recreational reading. It has been found that readers of traditional text monitor comprehension, coherence, and efficiency in relation to their reading goals and interests, and make strategic decision about how to allocate attention in a text (Foltz 1996). They adapt their strategy to make the text more comprehensible in relation the existing knowledge structures. Active reading strategies include skimming (for an overview), scanning (to locate specific content), reviewing (summarizing to identifying main points), connecting (creating meaning and relevance for new knowledge), evaluating (critiquing and synthesizing), formulating questioning (about what is needing explanation or justification), and predicting (anticipating where the author is going) (Collins et al. 1989; Foltz 1996). Hyperbooks can provide important tools and scaffolding for active reading behaviors. Also, by its very nature, hypertext readers are forced to assume a more active cognitive role than readers of traditional text because they are required to make navigational decisions as they read. MetaLinks provides organizational and cuing tools that support active reading behaviors related to skimming, scanning, reviewing, and connecting. It does not directly scaffold metacognitive processes (an example of which might be to remind readers to summarize or critique).⁴

The literature points to two types of organizational enhancements to text (Mannes & Kintsch 1987; Foltz 1996): consistent and divergent. Outlines and advanced organizers (Ausebel 1963) that reflect the macrostructure of the document (are "consistent" with it) appear to help with effectiveness of remembering ideas and with efficiency of finding content. Structural cues that provide divergent, alternative, multiple, or thematic perspectives encourage deeper processing and appear to lead to better problem solving, transfer, and better integration of new knowledge with existing knowledge. MetaLinks provides both consistent organizational cues (TOC and children links) and divergent organizational cues (related links). It is expected that these and the other methods for navigation used in MetaLinks will support the diversity of reading and information gathering strategies needed for a diversity of background knowledge and reading goals.

Opportunistic, Exploratory, and Inquiry Reading & Learning. The vast majority of research in adaptive hyperbooks assumes an instructional goal to cover a specific set of topics as in traditional classrooms and academic courses. However, much of the earlier work on (non-adaptive) hyperbooks assumed or allowed a more open-ended experience. As alluded to above in the distinction between consistent and divergent navigational cues, learner's goals in navigating through hypermedia material vary along a spectrum from convergent or "finding" goals through divergent or "exploratory" goals (McAleese 1989; Heller 1990). MetaLinks contains features that support both types of user goals, but our work differs from other adaptive hypermedia projects in its greater emphasis on the support of behavior called inquiry-based, discovery, or exploratory (or divergent). Exploratory navigation is appropriate for open-ended questions and/or learning in ill-structured domains in which the richness of the content suggests multiple themes, perspectives, or learning paths (Spiro & Jehng 1990; Jacobson & Spiro 1995). Also, inquiry-based learning methods involve initial stages of articulating and refining the driving question and then exploring potential sources of information before focusing an information search (Wallace et al. 2000). Finally, as mentioned above, all truly active reading involves some degree of opportunistic, non-linear use of the text, even for relatively focused learning goals. A single MetaLinks hyperbook can serve multiple purposes: as a textbook which is read in quasi-prerequisite order; as a reference book for focused investigations; and as a hyperbook that can be explored in an open-ended way.

MetaLinks facilitates exploratory and inquiry navigation behavior in several ways. First, the related links feature facilitates exploring related but tangential topics. Second, custom depth control (described later) allows the user to read the material at their chosen depth level, and

⁴ Actually, there is some question in the literature as to whether providing scaffolding supports or inhibits learning metacognitive skills because the system exposes structures "for free" that might otherwise have to be actively inferred (Mannes & Kintsch 1987).

easily explore any topic more deeply. Third, the inquisitory page titles (explained later) express page relationships in terms of questions, to support a inquisitory Q&A navigation style. Finally, to the degree that the design of the subtopic links, search, and TOC features alleviate the four navigation "side effects" described later, the software supports maintaining orientation and flow as the user in branches out from the default navigation.

Three Epistemic Forms. Most hyperbooks are structured according to three ubiquitous forms, simultaneously: narrative, network, and hierarchy. In addition to being common general organizing structures, these forms are seen throughout the literature in cognition and software design as organizing forms for memory and thought, and as organizing forms for the design of content and software artifacts. Collins and Ferguson (1993) call such recurring forms "epistemic forms" because they act as templates (and their associated "epistemic games" act as procedures) that can guide and scaffold the construction of new knowledge. In our context these forms guide both the design of educational material and the learning that subsequently takes place. All books have aspects of these three forms (as in the table of contents, the text, and the index) but hyperbooks accentuate the network (associative) aspect and problematize the narrative (linear) aspect. Each form has an important function. Reading is a linear activity, as is the flow of experience and conscious thought. Thus learning has traditionally been mediated by **narrative** (or episodic) structures such as spoken words and books, and we have deep cognitive expectations about narrative continuity and structure in the learning process. Lucklin et al. (1998, page 1) observes that "the very nature of [hypermedia can result in] a deconstruction of the narrative which is normally present in [traditional] media...The narrative can be suspended or altered and may thwart or confuse our expectations." In addition to its narrative and linear aspects, cognition also has non-linear **network**-like aspects. Many aspects of memory, learning, and thinking are "random access," and associative, as in semantic networks (Woods 1975; Anderson 1983). And finally, cognition also has **hierarchical** aspects. For example, Ausebel's subsumption theory of meaningful learning includes content sequencing principles that capitalize on the specialization and generalization relationships that naturally exist between concepts (Ausebel 1963). The interplay between these three epistemic forms provides an essential tension from both the designer's and the user's perspective.

Our approach is as follows. We believe that completely unstructured or spaghetti-linked content has poor usability, and that the link structure of a hyperbook's content should reflect and reify the knowledge structure of the domain (Jonassen & Reeves 1997; Ross 1993; Eklund 1997).⁵ MetaLinks hyperbooks have a primary hierarchical structure defined with "parent/child" (i.e. parent/sub-topic) links, and an additional network-like structure defined using "thematic links" (i.e. "related information links"). The limitations of imposing a single primary hierarchical structure are outweighed by the usability and navigation benefits of having each page have a natural home with parent, child, and sibling relationships that specify key subordinate/super-ordinate content relationships. Later we will describe the thematic links that specify the non-hierarchical relationships among content. Non-linear (hierarchical and network) structures are common in hypermedia designs, but our project is among the few that focus on trying to maintain the narrative structures that are compromised when non-linear navigation options are introduced. Narrative is supported with features called "narrative smoothing," "horizontal reading," and "custom depth control," described later.

Hypermedia side effects. The distinguishing characteristic of hypermedia, i.e. the ability to navigate easily from one location to another, in addition to being responsible for its benefits, leads unavoidably to a set of problems: disorientation, cognitive overload, poor narrative flow, and poor conceptual flow (Conklin 1987; Lucklin et al. 1998; Beasley & Waugh 1995; Plowman et al. 1998; Stanton & Baber 1994). These problems can also be seen as a result of the tension between the linear/narrative and non-linear/associative natures of hyperbooks.

⁵ Some argue that the user should be able to impose her own structure on domain knowledge, in accordance with the constructivist pedagogical principle that learners construct knowledge in personal and idiosyncratic ways. Though some user linking or re-structuring features may be beneficial, we believe that the structure and internal relationships (links) that a domain expert defines are "content" and are just as important as the expertise encoded in the text.

Disorientation refers to users not knowing where they are, where they have been, or how to get to where they want to go in hypermedia space (the "lost in hyperspace" problem). **Cognitive overload** refers to users being overwhelmed or confused by the options available to them in multi-path, multi-tool environments such as hyperbooks. **Narrative flow** refers to the didactic or dialogical flow of the text itself. **Conceptual flow** refers to the flow of ideas or concepts, and might also be called overall "comprehensibility".⁶ Good conceptual flow includes "content readiness," which is the traditional intelligent tutoring systems goal of tailoring content so that the learner is neither bored because it is too easy, nor overwhelmed because it is too difficult (i.e. remaining within the learner's "zone of proximal development" -- see (Wertsch 1984) and (Murray & Arroyo 2002)). Our goal is to support learners' exploration of hypermedia spaces while avoiding or ameliorating these problems.⁷ Both convergent and exploratory navigation behaviors can result in disorientation and other issues, but these problems are more severe for exploratory learning behaviors because they tend to be less systematic and direct by nature. Adding adaptivity to hypermedia has the potential to exacerbate disorientation and cognitive overload. A user who visits the same page twice may see different things, adding to confusion. Figure 5 illustrates how MetaLinks features relate to these hypermedia "side effects," or navigation issues. Most of these features will be described below.

Features Supporting Active Reading/Learning and Exploration

To summarize the discussion thus far: our goal is to support active reading and learning using hypermedia texts. This means we want to support certain cognitive processes and information gathering activities, including flexibly choosing the level of depth, and allowing questions, themes, and topics of interest to arise and be followed in an opportunistic way. The extensive hyperlinking implied in such flexible reading inevitably leads to a number of usability issues that should be addressed in the software design. Finally, related to all of these goals is the goal to provide prerequisite information as needed.

Modular Pages and Rhetorical Structure. Before going on to describe how MetaLinks addresses the issues above with its Narrative Smoothing, Custom Depth Control, Thematic Links, and other features, we have to explain some basic representational issues.⁸ First, unlike textbooks, in which page breaks are of little significance and topics are organized around sections, MetaLinks hyperbooks are composed of quasi-modular "pages" of relatively small size. The pages are not completely independent, but usability concerns compel us to organize the material into small grain-sized thematic units. Some hypermedia documents have long pages with lots of content that must be scrolled down. But to support navigation for multiple uses and perspectives, pages should be broken into constituent parts based on their main ideas. Second, most MetaLinks links go from page to page. In standard HTML documents a link goes from a *phrase* (the underlined text) to another page (or location within a page). The majority of navigation links in MetaLinks hyperbooks, including the subtopic links and related information links, support a semantic (and hierarchical) network content structure with pages as nodes.⁹ Though current HTML hypermedia tends not to, many early hypermedia projects used the page to page metaphor (including NoteCards (Marshall & Irish 1989) and Project Xanadu (Neslon 1980)).

⁶ To clarify the difference, one could imagine a text with a good conceptual flow which was poorly written and choppy, thus having poor narrative flow. Similarly one could imagine text that seemed to read very smoothly but did not make rational sense, or in which prerequisite concepts were not introduced sufficiently for understanding the text, and thus the text has poor conceptual flow.

⁷ The means to achieve all of these goals conflicts to some degree, such that designing a hypermedia learning environment will always involve tradeoffs.

⁸ This discussion also corresponds to the issues that arose in transforming the geology text book into hyperbook form (of course, MetaLinks can be used to author a hyperbook "from scratch" as well as to "port" and transform a traditional text book).

⁹ The authoring tool *does* allow the author to create "regular" hyperlinks from text phrases to other pages in the hyperbook or to external WWW pages when needed.

Third, traditional books are structured around a chapter/section/subsection decomposition model. MetaLinks hyperbooks include a hierarchical decomposition, but we don't call parts chapters or sections because the hierarchy can go arbitrarily deep, and different users may have "top level" entry points that vary in how deep they are in the hyperbook. For example, what is a "section" to one person, reading an entire book to a moderate level of depth, may be treated like a "chapter" to another, whose reading is deep and focused on a small part of the hyperbook. The rhetorical structure of most books includes transitional elements before or after primary content that introduce, conclude, or relate sections. In MetaLinks hyperbooks a parent page is considered a summary, overview, and/or introduction to all of its children pages (unless the page has no children). Think of everything in the family tree "below" a page as containing further details or elaborations of that page. As explained below, after reading a page, the user decides whether they want more depth on that topic (Explain More). If they navigate to more depth, eventually they will "pop back up" to the original page to maintain a sense of orientation. They are given a visual indication that they have returned to a page they branched off of (see the red dot to the left of the page title in Figure 2). According to this temporal flow of events, the original page becomes both an introduction and a conclusion for its children. Thus, the author is encouraged to compose a page so that it works as both a summary and a refresher to its children's contents.

Horizontal Reading and Custom Depth Control. The default narrative flow (a linear navigation path for which the reading or organization of the content is most natural or perspicuous) in MetaLinks hyperbooks differs from text books and other hyperbooks -- it is breadth-first rather than depth-first, and organized for "horizontal reading." The default "next" page is the sibling page. Thus the default is to continue reading at the same level of generality. As mentioned, the subtopics of any page cover the material at greater depth. Horizontal reading addresses the narrative flow issue by providing a framework in which the author can add more depth to any topic without having to rewrite the narrative. In contrast, in normal books adding more depth requires, in effect, inserting pages into the narrative.

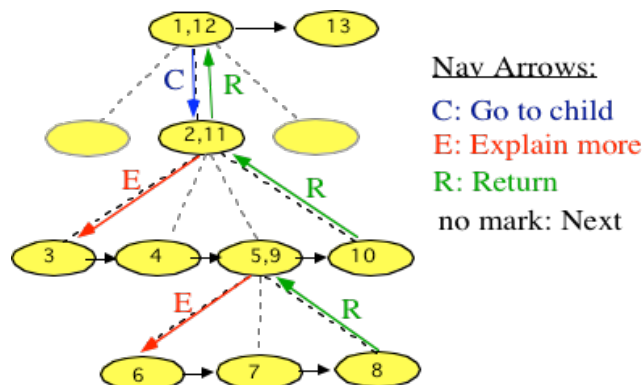


Figure 6: Custom Depth Control Illustration

Horizontal reading sets the stage for an innovation called "custom depth control" which allows easy reading or skimming at any level of depth. It has been shown that some users of hyperbooks are overwhelmed by the navigation options and are happy to navigate by limiting their navigation to pressing the Next and Back buttons (Brusilovsky & Eklund 1998). Custom depth control is a simple technique which gives such users greater control while not significantly increasing the complexity of the interaction (it still involves only two buttons, and thus lessens the potential for cognitive overload). Traditional hyperbooks have Next and Back buttons. MetaLinks hyperbooks have Explain More, Next, and Return buttons. "Next" goes to the next page which, as explained above, continues at the same level of generality. "Explain More" begins a path across the children of the current page. When the last child in a sibling sequence is reached the Next button is replaced with a Return button, and the user is returned to the parent page where they originally pressed the Explain More button. Thus, the user has continuous control over whether they want to continue at the same level or delve into more

detail on the current topic. Figure 6 illustrates a navigation path using custom depth control. The user is reading the page at "1" and finds she is particularly interested in the second subtopic, and clicks on the subtopic link to go directly there (step 2). Upon reading this subtopic she finds she wants even more depth or detail and presses Explain More and is taken to 3. She presses Next twice to continue at that level, and then is particularly interested in the third child (at 5). She presses Explain More again to go to 6, and continues on at this level with Next, Next. At 8 she presses Return to return to "9" (same node as 5) and continues from there where she left off by pressing Next to go to 10. After 10 she presses Return, then Return again to be brought back to the beginning (12, the same node as 1).

This implements a stacking or sub-goal navigation paradigm. Explain More pushes the subtopics of the current page onto an agenda mechanism (the Return Stack) and the Next button pops the top item from the agenda. When the user navigates using any method other than Custom Depth Traversal (Next and Explain More) then this is treated as a type of navigational tangent, and the originating page is pushed onto the Return Stack. In these situations Return acts like the Back button in traditional hypermedia, and returns to the most recent page. The agenda mechanism allows the user to go off on tangential paths and return to where they left off.

Readers with little background knowledge do not have preexisting schema that allows them to easily assimilate new content or understand how the macrostructure of a text relates to the concepts being conveyed (Foltz 1996). The MetaLinks horizontal reading structure allows readers to get a narrative overview before going deeper into the content. This should allow them to build high level knowledge structures which will help with the assimilation of subsequent levels of detail. Foltz's analogies to "guided tours" or "training wheels" for subject matter novices is relevant here.

Thematic "Related" Links. As mentioned, the primary organizational structure for MetaLinks hyperbooks is the hierarchy, as reified by the TOC and facilitated by custom depth control. However, hierarchies do not capture the conceptual richness of most domains. Each concept is related to others in numerous ways. There are multiple perspectives on the material, suggesting multiple learning paths. From a given topic or page the most useful or interesting next topic will differ for different learners. MetaLinks includes thematic (non-hierarchical, associative, or tangential) links labeled Related Information on the user interface. Each page has a set of Related Links to other pages. These links are "typed" or categorized to indicate the type of relationship they represent. The authoring tool provides a default list of link types, but the author can create her own types for each hyperbook or domain. Related Links address the issue of Conceptual Flow. They allow the learner to maintain a path through the material that matches their curiosity and inquiry goals. Figure 1 shows the Related Links, grouped by link type, that appear in the pop-out menu from Tectonica Interactive's page T.2.4. The pop-out only shows those links and link types which have been created for that page. Here are some of the approximately 20 link types we defined for the geology domain:

Where in the world?	Are scientists sure?	Extreme cases and famous catastrophes
Related Phenomena	I want to try it!	Geologists used to think...
How is it measured?	Please explain deeper	What do I need to know first?

The authoring tool allows authors to define a set of link types for each book (or domain). For example, the Women Mathematicians hyperbook shown in Figure 2 uses the following link types: Who influenced her? Where did she get her degree? Where did she live? Where did she work? What about the time period? How did she influence our lives?

In normal HTML hypermedia, links are not typed. One sees an underlined phrase and knows that clicking it will lead somewhere, but does not have information about why they should go there or the relationship of the linked page to the linking page. Using typed links that structure the information space according to a fixed set of common issues, questions, or themes, similar to that used in ASK systems (Cleary & Bareiss 96, Ferguson et al. 1992). Such conceptual structuring of the information space aides both user and author in creating a mental model of the semantic space with appropriate expectations for how things can be related.

Thematic links provide more textual "coherence" (Foltz 1996). Coherence (the amount of interrelatedness of the text's propositions) has been shown to improve comprehension in reading traditional texts.

Authors can use the link types to organize their content creation. Link types can act as prompts that remind or inspire the creation of related content or the creation of more links among existing content. For example, the existence of a link type called "alternate theories" not only helps the author organize the data base of knowledge, but may inspire her to author something about alternate theories to the current page, which she may not have thought to do otherwise.

Inquisitory Page Titles. To support our goal of inquiry based and exploratory navigation, MetaLinks pages have an inquisitory title in addition to the regular title (see the corresponding field in the authoring tool Figure). For example the page T.2.1.1.1, titled "Earth's Layers: The Crust," has a question title "What are the properties of the earth's crust?" The inquisitory page title appears in small font just above the page title. The main purpose of inquisitory titles is in their use in page links. Another page with a related link to T.2.1.1.1 will have "What are the properties of the crust?" as the link text, rather than "Earth's Layers: The Crust." Using inquisitory titles gives the navigational interaction a conversational feeling, adding to the narrative flow of the experience. Upon navigating to a page that addresses one question, new links answering new questions are available, giving the interaction a feeling of a question and answer dialog. The use of inquisitory page titles for adding a conversational feeling to navigation is similar to the inquisitory link types used in ASK systems.¹⁰

Non-exploratory navigation. Though we highlight MetaLinks features for active reading and exploratory navigation, we have not compromised the ability to do less-exploratory reading and more focused navigation. MetaLinks has features such as a search engine, table of contents, and glossary that allow focused use and reference-like use, common in encyclopedia-style multimedia. Our tests have given no indication that the additional exploratory features get in the way of more focused use.

Dealing with Negative "Side Effects"

MetaLinks has several features that address the secondary issues, i.e. minimize the inevitable negative side effects of flexible navigation. Below we mention those dealing with narrative flow and disorientation. In the next subsection we focus on content readiness (conceptual flow).

Narrative Smoothing. We have a simple but elegant partial solution to the narrative flow problem. Each page has associated with it an "intro text" paragraph (see the associated field in the authoring tool Figure). This paragraph eases the reader into the subject of the page, giving a little background or introduction. If the user jumps to that page in a non-standard way, the intro-text is pre-pended to the main text of the page. If the user navigates to a page using the Next button, i.e. if they are engaged in horizontal reading, no intro text is shown, nor needed. There are local and global (structural) aspects to narrative. Previous work (Lucklin et al. 1998, Plowman et al 1998, & Weller 2000) focuses on maintaining a global narrative structure in hypermedia. This is to maintain a coherent thread of meaning from beginning to end, where all details can be seen in relation to the main ideas of the document. We want our hyperbooks to be usable for diverse learning goals and thematic threads, so we do not try to maintain a single global narrative structure. Rather, we focus on the local flow of narrative from page to page. A smoother local flow of text, where the context of sentences and their relationship to other material is made explicit, enhances comprehension (Foltz 1996).¹¹

Features for Orientation. MetaLinks has a number of features to help with disorientation and lessen the chance for cognitive overload. Since these features are not particularly

¹⁰ The author can also define the text/question for each specific link, overriding the link's target page inquisitory page title.

¹¹ The author can also create a transition paragraph from one specific page to another, but in general this would be too labor intensive. There are an exponential number of possible transitions between pages in contrast to the one intro text paragraph with each page.

innovative, we will describe them only briefly. Orientation can take several forms: local, global, and temporal. The Table of Contents (TOC) provides global orientation, i.e. locating oneself within the context of the whole text. It is annotated with colors and markings to show pages that have been visited, and the "you are here" current page. We have also implemented a "pictorial table of contents" feature that allows the use of "image maps" with hot spots to show a graphical portrayal of a section of the hyperbook. Several studies have shown that visual representations of concept relationships and hierarchies are beneficial to diminish disorientation (Beasley & Waugh's 1995; Edwards & Hardman 1989; Vanhoeven & Waarendorf 1999). Local orientation is provided through the page number and the list of subtopic links. Pages are numbered to show their place in the hierarchy, for example 4.5.6.2 is clearly a sibling of 4.5.6.3.

The typed links allow us to provide an "annotated navigation history" that helps with the "where have I been?" (temporal) disorientation issue. The list of visited links is annotated with the type of link, i.e. the "reason" they went there. This makes it easier for users to go back to where they left off after going down one or a series of tangents to their main exploration goal. They can visually see the difference between going to a "next" page, vs. diving down for more information, vs. jumping off on a tangential link. When they want to go "back to where I was" they may want to retrace to the last tangent or perhaps recover their path back at an earlier tangent, and the annotated navigation history provides information that allows them to make such decisions. As with the "return stack" used in custom depth control, the annotated history tool implements a sub-goal navigation structure. These illustrate our belief that navigation has a hierarchical rather than linear structure. Thus Return can mean "end this tangential excursion" as well as "go back to the previous page."

Pop-up Text. As mentioned earlier, the flexible use of hypertext is facilitated by organizing the content into quasi-modular pages that represent small grain-sized thematic units. Non-essential text and graphics such as examples and footnotes can be hidden inside pop-up "stretch text" (really "stretch media" as MetaLinks allows for graphics to be included in the stretch text). Stretch text is colored, and when the user passes the mouse over stretch text the hidden text (or graphics) pops up adjacent to the colored text, and disappears when the mouse is moved away from the green text. Using this method the user can choose whether to see additional detail. It serves the same function as adaptive content (Brusilovsky 1998; Stern & Woolf 1998) but lets the learner decide what will appear. Stretch text helps with the cognitive overload issue by reducing the amount of content visible on the page.

Dealing with Prerequisite Concepts

Glossary pop-up and base page. Users have access to a glossary tool that lists all the words in the glossary with their definitions. Associated with each glossary word is a link to its "base page," which is the page in the book that best explains the term. As a first line of defense for users who don't understand a concept being used on a page, the glossary definition pops up when a glossary term is moused over (see Figure 2). The terse definitions that pop up may not be enough to alleviate the learner's ignorance about a concept. If the user *clicks* on a glossary term they navigate to its base page for more information. This feature addresses the content readiness and conceptual flow issues by allowing learners to easily learn about prerequisite concepts. Base pages also address the cognitive overload issue by anchoring starting points for exploration. Insufficient background knowledge leads to poorer comprehension, as learners must use additional cognitive resources to make connections between new information and existing knowledge structures, or they must expend resources in sub-goaling to fill in needed knowledge (Foltz 1996). Pop-up definitions (and to a lesser extent base-page links) minimize the effort needed to acquire prerequisite information. The glossary features also support opportunistic learning and diverse user backgrounds, as learners can feel free to explore without worrying that prerequisites have been missed.

Student Modeling. User modeling techniques have been used in intelligent tutoring and adaptive hypermedia systems to infer what the student understands and does not understand. This information can be used for many purposes (for example to select or generate problems or hints), but its most common use is in dealing with prerequisite concepts. In its most common

form, a semantic network representation of the important concepts of the domain is encoded containing prerequisite relationships between topics (or concepts). As students use a system it accumulates evidence about the level of understanding of these topics (the system may also begin with some proficiency assumptions, based on pre-testing or user profiling). The system can then try to ensure that unknown prerequisites of a topic are given prior to that topic. In some intelligent tutors topics are sequenced automatically to deal with prerequisites. In adaptive hypermedia systems, the approach has been to use "link annotation" (Brusilovsky 1998) to inform the user about whether the links shown are "already learned," "ready to be learned" (with prerequisites satisfied), or "not ready to be learned" (prerequisites not satisfied).

We have implemented a prototype of what we call a Dual Space Overlay Model that represents relationships in both the page space and the concept space. The terms in the MetaLinks Glossary serve as the concepts for the concept map (as in InterBook). Though this feature was implemented (as part of a graduate student Masters thesis (Shen, 2000)), it has not found its way into actual use in MetaLinks testing. This is because in the end we decided that with only page visitation data available, we did not have enough information to make confident inferences about mastery (until a quizzing component is added). In the formative evaluations described below, done without the user modeling feature, we looked for evidence for the need to add more intelligent prerequisite-based help. As we will show, at least for the Tectonica Interactive hyperbook tested, the glossary pop-up definitions and base page links seems to suffice to allow users to access prerequisite concepts.

5. FORMATIVE EVALUATIONS

Adaptive hyperbooks, are relatively new types of artifacts with numerous novel features. There have been very few attempts at providing design guidelines based on either theoretical concerns or empirical studies. The vast majority of design recommendations are ad-hoc, there is nothing approaching consensus on appropriate theoretical bases, and the results of empirical studies are ambiguous (Dillon & Gabard 1998; Eklund & Brusilovsky 1998). Therefore it is important that hyperbook frameworks undergo user-participatory design and iterative formative evaluation trials to determine overall usability and usefulness. Additional more controlled studies are needed to help determine which of the many hyperbook features contribute to various effects. Tectonica Interactive has undergone a pilot study evaluation with five subjects in 1998 (see Khan et al. 2000), an "exploratory" (Murray 1993) formative evaluation in 1999 (n=19), a controlled formative evaluation in 2000 (n=24), and three field-based trials. In the following sections we describe the two formative evaluations, both using the Tectonica Interactive hyperbook.

MetaLinks includes a number of innovative features which needed to be field tested. Our first formative study was therefore an exploratory study in which we hoped answer the general questions "are the current features useful and usable?" (individually and together) and "what evidence can we find to support the need for the more sophisticated features and intelligence?" We were particularly interested in the use and usability of narrative smoothing, custom depth control, and thematic links. We were also interested in observing which of the many navigation options subjects used, and why. We also wanted to discover whether subjects had problems related to disorientation, cognitive overload, discontinuous flow, and content readiness, as mentioned above. And finally, we wanted to gather information about overall perceived usefulness and enjoyment of the system.

The second formative evaluation focused on particular issues identified in the first evaluation: feature salience and the effectiveness of the narrative smoothing feature. As is apparent from the above design discussions, there are many issues that could be investigated more closely under controlled conditions. Our work thus far establishes baseline data for the usability and usefulness of the system as a whole, and of each of its major features, and will allow us to delve deeper in future studies. For example, we hope to study more closely the cognitive processes involved in active reading in hyperbooks, and to compare hyperbook use in different domains.

Method for Study #1 & Study #2

Both Formative evaluations shared the following methodological characteristics (with insignificant variations). Subjects received one hour of training in a practice session that took place two to seven days before the main trial. In this practice session they were given instruction in the tools and navigation concepts of Tectonica, and were given a check-off list to indicate that they used and understood each of the features in the MetaLinks Navigation and Orientation Feature List in Section 3.2 (which they all completed). Subjects were familiarized with the family tree metaphor ("parent," "children" (subtopic), and "sibling") used to organize content. Despite the many modes of navigating in MetaLinks hyperbooks, the tutorial session seemed adequate to make users comfortable using all of the features. After the practice session subjects filled out a pre-questionnaire to collect personal data.

Subjects were randomly assigned to one of three questions: 1) Use the program to learn what you can about volcanoes, their causes, effects, how they exist and specific examples. 2) Use the program to learn what you can about alpine glaciers, their causes, effects, how they exist and specific examples; or 3) Use the program to learn what you can about the Mid Oceanic Ridge, their causes, effects, how they exist and specific examples. These questions were chosen based on sections of the hyperbook for which main and related topics were relatively completed. Along with each question was the instruction "Feel free to explore any material in which you become curious. Be prepared to informally explain (to a peer) what you learned about your question, and anything else you explored" Subjects were given 45 minutes to use MetaLinks to learn about their topic. They were then given 20 minutes to explain in pairs what they had learned (we did not gather data during this phase--we gave them the explanation task so they would take the study task seriously). After the session subjects were given 20 minutes to take an on-line questionnaire, and then they were gathered into a focus group for 20 minutes for a general discussion about their experiences. The volunteers, college students who came from a variety of backgrounds and from two different colleges, were compensated \$15 for participating in the study. For Study #1 most of the subjects were enrolled in an undergraduate introductory Oceanography course. Study #1 had 19 subjects¹² and Study #2 had 24 subjects.¹³

Collecting several types of data allowed us to gather both quantitative and qualitative information, and to "triangulate" our measurements and look for concordances. Much of the analysis went into comparing the various features and their frequency of use.¹⁴ The data types were:

A **subject profile** questionnaire was given prior to the sessions, in which information was gathered about age, sex, and previous exposure to geology and computers.

Program traces of navigation and tool use. The trace included the pages visited, durations, the "reason" the page was visited, i.e. the type of link or tool used to get there, and uses of all buttons and tools.

The on-line **questionnaire** was comprised of about 60 questions (a few more for Study #1). Most questions were Likert scale agreement questions with choices "strongly agree" "agree" "neutral" "disagree" "strongly disagree" (some used a similar Often/Rarely Likert scale and a few were fill-in questions). All questions had a space for typing in additional comments (which our subjects made heavy use of). The questions in the on-line questionnaire are described in the Appendix.

The **focus-group** sessions were video taped, and notes were taken during them. The focus-group discussions were semi-structured, with the facilitator trying to touch upon a prioritized set of 28 questions, while allowing the participants' comments to direct the flow of the discussion.

¹² This number does not include the five subjects who's sessions or data were incomplete and rejected.

¹³ This does not include two subjects whose data was discarded because they did not complete the task.

¹⁴ In addition, the program traces were analyzed to produce concept map style visualizations of the navigation paths for several sessions to be analyzed for patterns (see Khan 2000).

Random short **think-aloud interviews** were done as students used the system during Study #1. The interviewer observed the subject using Tectonica for 5 to 10 minutes, asking him to verbalize his thoughts and the reasons for decisions. Data was recorded on a paper form. Think-aloud interview data was gathered from 10 of the 19 subjects in Study #1.

Though the above method was similar for both studies, there were two major differences between Study #1 and Study #2. In Study #2 we used four different versions of the software to test specific features, as explained later. Also in Study #2 we performed more in-depth statistical analysis of the data.

5.1 Study #1: Exploratory Formative Evaluation

Due to the largely positive results and the concurrence of data from multiple sources, we only need include a summary of the results here, and have put more details on the data in the Appendix.

Overall Navigation Statistics. To give a general idea of navigation activity, there were an average of 81 moves per session, or an average of 1.1 moves per minute. "Moves" includes going to and from TOC, search, and glossary pages, as well as navigating to content pages.

Disorientation & Cognitive Overload. When users needed to "reorient" themselves they used a variety of tools, including TOC, search, and history pages. We found no substantial evidence of disorientation or cognitive overload. In general subjects did "explore" the material rather than go directly to an "answer." They were focused on the content itself rather than trying to figure out how to use the system.

Narrative Flow, Conceptual Flow and Content Readiness. We found no evidence of choppiness or unevenness in narrative flow or conceptual flow. We also found no evidence of frustration over the lack of prerequisite knowledge (despite the fact that the majority had never taken a geology course).

Overall Enjoyment and Perceived Learning. Despite the fact that most subjects indicated that they were not particularly interested in geology, they indicated overwhelmingly that using Tectonica was enjoyable, easy, and productive. This was slightly surprising, since we suspected that with so many features available to them that some would find it frustrating to use (however, below we comment on features that were not used much). Significantly, the two questions that compared Tectonica with textbook learning favored the hyperbook (2 of the 19 subjects would prefer a text book).

Navigation Tool Use. The major disappointment of the trial was that subjects did not use either the Custom Navigation or the Related Links as much as we had hoped. Since these are potentially the most complex features to understand, the low use may have contributed to the positive findings noted above. Of the 18 types of navigation moves tracked, the most common over all subjects were: Go To Child (19% of the total moves), Return (17%), Search (13%), Custom Depth feature (10%), TOC (9%), and History (6%). Navigation using Related Links occurred in just 1% of the moves (it was used a total of 10 times).

Subjects did navigate through the hierarchical content space, maintaining or deepening/expanding topics of interest, but usually they selected particular subtopics rather than selecting Explain More to visit all of the subtopics of a page. Also, they did exhibit exploratory, non-hierarchical navigation, but chose to use the TOC and search engine as jumping off points for their tangential explorations rather than Related Links. Use of the Custom Depth feature was, though less than hoped for, respectable, while use of Related links was almost non-existent, in sharp contrast with use of the direct-to-child links. We strongly suspected that the visual salience of these two features affected their frequency of use. In the next study we switched the location of these features to measure the effect of salience on use.

5.2 Study #2: Semi-controlled Formative Evaluation

We came away from the first formative evaluation with a number of questions, two of which led to a follow-up experiment which is the subject of the second evaluation. First, although we

assumed that our narrative smoothing feature was effective because subjects did not indicate any problems in the area of narrative flow, we needed a controlled experiment to determine whether the narrative smoothing feature actually had its intended effect. Second, although users indicated that the tools were useful for navigating through a hyperbook, and they did not give substantial evidence of problems in any of the navigation issues, they did not make as much use of one of the more powerful (and cognitively complex) navigation features: Related Links. Our hypothesis was that this was because these links were less salient than other modes of navigation. Related links are accessed by clicking on a "Related Information" tab on the left side of the page, to pop out the list of related links. The *most* frequently used feature was the direct links to subtopics pages, which are listed in plain view at the bottom of each page's text (see Figure 2).

To address some of the questions raised, we modified the software so that we could manipulate and test two separate aspects of the hyperbook's interface in a controlled study. First, we added a feature allowing us to toggle the intro text (narrative smoothing) feature off for selected subjects. Second, we added a feature to swap the location of the subtopic links and related links for selected subjects. This would in effect increase the salience of one of the least used features (related links) and decrease the salience of the most used feature (child links). Finally, we were interested in further characterizing the use of the custom depth control feature, though we did not include variant conditions for this feature in the software or experimental design.

The experiment used a 2x2 factorial design based on the related links (RL) and intro-text (IT) software settings. Six subjects were randomly assigned to each of four experimental conditions: intro-text on and related links shown (IT+RL+), intro-text on and related links hidden (IT+RL-), intro-text off and related links shown (IT-RL+), and intro-text off and related links hidden (IT-RL-). Remember that when the related links are hidden within the pull-out menu the subtopic links are shown at the bottom of the page, and vice versa. It was determined that 5 was the minimum number we needed in each of the 4 conditions to allow statistical significance. We originally had 7 in each condition, but in the end had usable data for 6 subjects in each condition (total of 24 usable subjects).

In addition to the RL and IT software variables, we also identified the following variables (based on questionnaire response) that might have to be controlled for in the analysis: computer use, geology experience, task number, and trial date (there were several trial dates spanning a two week period, to accommodate subject availability). Computer use and geology experience were Likert scale questions. Task number is a number from 1 to 3 indicating which of the three geology questions the subject was given.

We intended to test the following hypotheses:

- H1. **Text Smoothing.** Subjects in the **IT+** condition experience **better narrative flow** than subjects in the IT- condition.
- H2. **Feature Salience.** Subjects in the **RL+** condition have **higher use** of related links, and less use of subtopic links (as indicated by navigation tracking); and they understand and like the related links feature more; vs. subjects in the RL- condition. We expected the converse to be true for children links.
- H3. **Exploratory navigation.** The related links and custom depth features lead to better exploratory/inquiry navigation behavior, as indicated by the Exploration measure, in the following ways:
 - A. The RL+ condition leads to more positive scores on the Exploration measure than the RL- condition.
 - B. There is a positive correlation between the use frequency of the related links the Exploration measure.
 - C. There is a positive correlation between the use frequency of custom depth and the Exploration measure.

Since we were also interested in validating the results from the first study, we gave subjects an almost identical post-use questionnaire. To allow a more complete analysis of data in study #2,

we constructed a number of composite measures by grouping questionnaire items. The overall "Satisfaction" measurement aggregates six Likert scale questions including: "I found Tectonica easy to use," "I would have preferred reading a textbook," and "I learned the subject matter well."¹⁵ The "Exploration" measurement is a composite of three items related to exploratory/inquiry navigation behavior. Composites consisting of from two to four questions were created for questions measuring each of the four navigation issues (cognitive overload, disorientation, conceptual flow, and narrative flow). Also, we analyzed navigation and tool use and analyzed the characteristics of the hyperbook pages that were visited, to determine, for example, how many pages that subjects visited had related links available on them.

Study #2 Results

As expected, we found no evidence of interactions between the RL and IT variables, which allows us to report on the main effects of the variables separately. Analysis of the data indicated that there was an uneven distribution of computer experience among the RL conditions. Our subjects ranged from average to high levels of computer experience (with only one subject indicating "low" experience) and there were significantly more subjects with high computer experience in the RL+ condition. As a consequence, in analyzing the effects of other variables, we controlled for computer experience (by treating it as a covariate) when its effects were found to be statistically significant. We also checked whether task number, trial date, or geology experience should be treated as covariates, but none of these variables was found to have significant effects on the measures we examined. Below we summarize the results and their implications (data details are in the Appendix).

Overall Navigation Statistics. Overall, in the course of answering the three task questions, the 24 subjects viewed 180 of the 478 pages in the hyperbook. These correspond to the areas dealing with the task questions they were given and tangential but related topics. There were 1086 navigations to pages, for an average of 45 per subject. This duplicates the finding of approximately one page per minute found in Study #1.

Concurrence with Study #1. As in Study #1 we did not find appreciable evidence of problems with narrative flow, conceptual flow, disorientation, or cognitive overload. Usability, usefulness, enjoyment, and perceived learning were all quite high, as in Study #1. There was a strong positive correlation between good ratings on the navigation questions and the overall Satisfaction score. There was no evidence of navigation issues being affected by the experimental conditions or the relative use of navigation features.

H1. Text Smoothing. We found no significant effect of the IT variable on questionnaire items or navigation patterns. Therefore, we can not claim that the positive findings related to narrative flow are due to the text smoothing feature. A post-hoc analysis of the pages visited by subjects during the study indicated that the results are limited by the relatively small number of times subjects saw intro-text.

H2. Feature Salience. The related links feature accounted for a total of 1.5 percent of all navigation moves (a 50% use increase over Study #1). While this is still a low use of the feature, there was a significant effect of the RL variable on related links use, confirming hypothesis H2. The related-links feature was used by significantly more subjects in the RL+ condition than in the RL- conditions (9 vs 2 out of 12 subjects). A similar effect is found with the mirror feature, children links, which was used much more often, 9.3 percent of the total moves overall. Child links were used 2.8 times more often when visible (RL- condition) than when hidden (RL+). When related links are shown, the related links feature is generally rated more highly and the subtopics links feature is rated lower.

H3. Exploratory Navigation. In general subjects indicated that they did explore topics unrelated to their initial question, and that the software facilitated exploring according to curiosity or interest. There was suggestive but not conclusive evidence for attributing this to the

¹⁵ The aggregate measure, which was adjusted to account for questions with negative polarity, was a valid aggregate, as was indicated by the very high degree of pair-wise correlation among answers to the individual questions.

related links and custom depth features. The frequency of use of both the custom depth feature and the related pages feature had a significant positive correlation with the Satisfaction measure ($p=.01$).

We will call the questions used in the Exploration composite measurement E1 ("Did you visit and learn about topics that were not directly related to your main question?"), E2 ("Related information [feature] compelled me to visit subject material unrelated to my initial inquiry"), and E3 ("The software allowed me to navigate through the material according to my curiosity"). There was no significant correlation between the Exploration measurement and the RL condition (H3A). There was weak evidence ($p=.07$) of a positive correlation between the Exploration measurement and the number of times subjects used the related links feature (H3B). The frequency of use of the related links feature was positively correlated ($p=.01$) with E1 but not with E2 or E3. That the related links feature was not used very often (1.5% of the total moves) contributed to the lack of statistically significant findings.¹⁶

The custom depth feature was the most often used feature (overall it accounted for 33% of the moves). It was used equally whether related links were shown or hidden. This result differs from Study #1 in that in the earlier study subtopic links were used most often, and Custom Depth only 10%. We suspect that this may be because the verbal tutorial description of the custom depth feature was clearer in Study #2. The frequency of use of the custom depth feature had a weakly significant positive correlation ($p=.07$) with the Exploration questions (H3C); a weakly positive significant correlation ($p=.055$) with E3.

Limitations to Results of Studies #1 and #2

Generalizations from the results of Studies #1 and #2 are limited in several ways. First, of course, is the small **sample size** (19 for the first study and 24 for the second), which made it difficult to find statistically significant patterns. Second, we can not be sure how these results transfer to **other domains**. Introductory geology has many concepts that are densely connected. Starting with almost any topic one could create a short path of connections to almost any other topic. Compared to some other domains, the key concepts can be understood without extensive prerequisites. The concept space is broad (i.e. not very deep, or has a shallow prerequisite structure). We hypothesize that our results should transfer to domains that have a similar breadth characteristic, and which have multiple perspectives and multiple pedagogical paths. Third, the **nature of the tasks** we gave to subjects limits the generalizability of results. Subjects were asked to investigate a topic to the extent that they could explain it to another student. They were encouraged to navigate according to their curiosity. This contrasts with, for example, the task given in Brusilovsky & Eklund's (1998) study of a hyperbook developed with the InterBook system that taught how to use database and spreadsheet functions in ClarisWorks. In this type of task the learner is intent on learning a particular skill. Learner needs and behavior may differ for such tasks. Fourth, our results were also limited by **ceiling and floor effects**. The vast majority of positive ratings may have caused a ceiling effect, and in the future we may want to repeat the experiment using a more demanding task or domain. The relatively low use of the intro-text and related links features limited our conclusions about their effects, and in future tests we will have to insure that subjects will be more likely to encounter these features as they engage in their tasks.

6. CONCLUSIONS AND FUTURE DIRECTIONS

In this paper we have described the MetaLinks authoring tool and web server for adaptive hyperbooks. MetaLinks encourages active reading and learning in hypermedia texts by supporting exploratory reading and curiosity-driven information gathering behaviors. It supports flexibly choosing the level of depth and allowing questions, themes, and topics of

¹⁶ Of the 180 unique pages visited by users, 169 had related links available, so scarcity in encountering the feature was not an issue as it was with the intro-text feature.

interest to arise and be followed in an opportunistic way. The extensive hyperlinking used in opportunistic reading inevitably leads to a number of usability issues. As hierarchical and associative relationships are accentuated, narrative flow can be compromised. Increased disorientation and cognitive overload are also possible. Conceptual flow (including prerequisite readiness) can also be compromised. MetaLinks aims to minimizing the negative side effects of opportunistic and active reading strategies. MetaLinks includes many navigational tools and several adaptive features, but we have focused on those that are more innovative: narrative smoothing, custom depth control, and thematic linking.

Two formative evaluations of Tectonica Interactive, a geology hyperbook built with MetaLinks, showed that it did support exploratory and opportunistic navigation behaviors. Overall satisfaction, usability, and perceived learning effectiveness were high. Significant opportunistic and exploratory navigation did occur, and it was positively correlated with overall satisfaction. We also noted that there was a wide range of navigation styles and tool use among subjects. For example, to answer the task questions some subjects relied heavily on the search engine, and some preferred to use the global perspective offered by the table of contents. The range of navigation styles indicates that our range of navigation tools is appropriate (with the possible exception of the Related Links feature, which did not get used often). There was only suggestive evidence for attributing exploratory behavior to the related links and custom depth features. Subjects did not report problems with narrative flow, but the data was inconclusive regarding whether the narrative smoothing feature contributed to this.

Feature salience. In our second evaluation we found that the visible salience and accessibility of a feature had a significant effect on its use. A corollary to this notion, which we did not test but has been proven out in numerous projects, is that no matter how intelligent or sophisticated educational software is, inadequacies in the interface or usability of the software will surely overshadow the benefits of the intelligence.¹⁷ Hiding a feature behind a tab or making it one click away makes it harder to use, less likely to be used, and rated as less useful. This may not seem surprising in retrospect, but it is an important result. Most sophisticated software has numerous features, and the screen would be too cluttered if all features were shown at all times. Difficult design decisions must be made about which features to hide behind in pull-down menus, pop-out menus, tab sheets, tool bars, etc. Of course more advanced users "learn the ropes" and often define short cuts or key-strokes for their favorite power-tools. But if the goal is to facilitate the use of certain features it may be better to err in the direction of a cluttered screen than to risk the feature not getting used, especially during software evaluation or when introducing it to new users. However, cluttered screens can lead to cognitive overload, so the correct balance is an empirical question for each system.

Conservative design strategy. It takes significant effort to include adaptive or intelligent features in educational software. In addition, the more complex a system is, and the more of its workings are opaque from the perspective of teachers and authors, the more difficult it may be to author content. Also, as indicated above, basic interface design concerns (such as salience) can overshadow the effects of sophisticated and potentially powerful features. Therefore we recommend a conservative iterative design approach where less sophisticated versions of software are tested before adding much intelligence or adaptivity. For example, our data indicated that the glossary pop up and glossary base page, two non-adaptive features, seemed to satisfy user's needs to learn prerequisite topics as they navigated opportunistically. We may not have discovered this if our more intelligent adaptive link annotation and dual overlay student model were turned on for the studies. The current system leaves the locus of control and intelligence solidly with the student. Good interface design can sometimes provide the benefits that are ascribed to more sophisticated or intelligent features (which can be more presumptive, controlling, or intrusive than passive features). Similarly, AHA allows authors to adapt the content of each page to include or not include information based on the users knowledge level. In MetaLinks we decided to use pop-up stretch text to give the user a choice to see additional or

¹⁷ In a similar way, educational technology researchers are finding that the pragmatic issues of getting software working in classrooms often overshadows the particular technological innovation being introduced.

parenthetical information, rather than have the system make that choice. Next we describe intelligent features we have considered implementing.

Directions for Future Design and Research

We have mapped out several directions for future development for the MetaLinks project. In order to make the software more useful to school systems, a number of mundane but important features may be needed, including: 1) a bibliography database, 2) quiz or test items, 3) allowing user annotations and bookmarks, and 4) more administrative features such as rostering and grading. Also, though MetaLinks currently focuses on learning by (active) reading, we would like to add components seen in other educational software that address other styles of learning: learning by doing (simulations); learning by explaining, reflection, and/or critique (via quizzes or collaborative work), and learning by creating and synthesizing (students using the authoring tool to create, modify, critique, and annotate their own work and peer's work).

Though our empirical testing of the Tectonica hyperbook showed no serious usability problems, we predict that additional usability or effectiveness issues will surface when we create hyperbooks containing more complex structure, and test them using more complex learning tasks. We would like to test MetaLinks hyperbooks for different instructional methods such as spiral teaching and case-based instruction using "landscape crisscrossing" (Cognitive Flexibility Theory, Furgeson et al. 1992).

In addition to developing an adaptive link annotation module using the dual space overlay model, we have considered adding a guided inquiry module that coaches users in maintaining important learning goals. We believe that analyzing the structure of learner navigation paths (similar to methods used in early versions of Belvedere (Suthers & Weiner 1995)) can allow us to scaffold navigation and metacognition. The ACE system (Specht et al. 1998) includes procedures that address goals for convenience, unit completion, student interest, and novelty. We have defined rules for identifying needs and providing guidance for the following types of student and teacher goals: knowledge broadness, breadth, convenience, completeness, efficiency, novelty, and content readiness. The method presumes that the learner specifies her learning goals or style, or the instructor sets these goals for the student.

Finally, we plan to implement an automated link generation facility. Authoring thematic links relating pages is one of the more labor intensive tasks. Text analysis tools could be used to partly automate this process by identifying common or synonymous terms among pages.

ACKNOWLEDGEMENTS

Most of the work reported here took place at the University of Massachusetts Computer Science Department in, Amherst, MA. The author would like to thank Janette Piemonte Gartner for managing evaluation trials, data collection and analysis, authoring Tectonica Interactive, and creating the User's Guide hyperbook; Professor Chris Condit for acting as domain specialist in Geology, and inspiring some of the initial MetaLinks design ideas; Tina Shen, Jason Thibedeau, and Erik Haugsjaa for FileMaker, HTML, and JavaScript development; Dr. Phil Kelleher for extensive statistics consulting on trial #2; and Samia Khan for extensive help with data collection and analysis of the pilot study and trial #1. We would like to thank Saunders College Publishing for the use of content from their introductory geology text book (Thompson & Turk 1997). This material is based upon work supported by the National Science Foundation's under Grant No. NSF DUE-9652993, and by the Office of Naval Research AASERT grant no. ONR/N00014-97-1-0815. Disclaimer: Any opinions, findings, and conclusions or recommendations expressed in this material are those of the author(s) and do not necessarily reflect the views of the National Science Foundation or the Office of Naval Research.

REFERENCES

- Anderson, J. (1983). *The Architecture of Cognition*. Harvard Univ. Press: Cambridge, MA.
 Ausubel, D. P. (1963). *The Psychology of Meaningful Verbal Learning*. New York: Grune & Stratton.

- Beasley, R.E. & Waugh, M.L (1995). Cognitive mapping architectures and hypermedia disorientation: An empirical study. *J. of Educational Multimedia and Hypermedia* 4(2/3), 239-255.
- Brusilovsky, P. & Eklund, J. (1998). A study of user model based link annotation in educational hypermedia. *J. of Universal Computer Science*, Vol. 4, No. 4, 429-448.
- Brusilovsky, P. (1998). Methods and Techniques of Adaptive Hypermedia. In P. Brusilovsky, A. Kobsa, and J. Vassileva (Eds), *Adaptive Hypertext and Hypermedia*, Chapter 1, pages 1-44, Kluwer Academic Publishers: The Netherlands.
- Brusilovsky, P., Schwartz, E., & Weber, G. (1996). A Tool for Developing Adaptive Electronic Textbooks on the WWW. *Proc. of WebNet-96*, AACE.
- Cleary, C. & Bareiss, R. (1996). Practical Methods for Automatically Generating Typed Links. *Proc. of the Seventh ACM Conference on Hypertext*, Washington, DC, March 16-20, 1996.
- Collins, A., Brown, J.S., Newman, S. (1989). Cognitive Apprenticeship: Teaching the Craft of Reading, Writing, and Mathematics. In Resnick (Ed.) *Cognition and Instruction: Issues and Agenda*. Hillsdale, NJ: Lawrence Erlbaum.
- Collins, A. & Ferguson, W. (1993). Epistemic Forms and Epistemic Games: Structures and Strategies to Guide Inquiry. *Educational Psychologist*, 28(1), 25-42.
- Conklin, J. (1987). Hypertext: An Introduction and Survey. *IEEE Computer*, September 1987, 17-41.
- De Bra, P. & Calvi, L. (1998). AHA: a generic adaptive hypermedia system. *Proceedings of the 2nd Workshop on Adaptive Hypertext and Hypermedia: Hypertext '98*, Pittsburgh, June, 1998. http://www.contrib.andrew.cmu.edu/~plb/HT98_workshop/.
- Dillon, A. & Gabbard, R. 1998. Hypermedia as an educational technology: a review of the quantitative research literature on learner comprehension, control, and style. *Review of Educational Research*, Vol. 68 No. 3, 322-349.
- Edwards, D.M. & Heardman, L. (1989). Lost in Hyperspace: Cognitive Mapping and Navigation in a Hypertext Environment. Chapter 7 in R. McAleese (Ed.) *Hypertext: Theory Into Action*. Norwood NJ: Ablex Publ.
- Eklund, J. (1997). Cognitive models for structuring hypermedia and implications for learning from the world wide web. *Proceedings of AusWeb-97* (www.scu.edu.au/sponsored/ausweb/).
- Eklund, J. & Brusilovsky, P. (1998). The Value of Adaptivity in Hypermedia Learning Environment: A short review of empirical evidence. *Proceedings of the 2nd Workshop on Adaptive Hypertext and Hypermedia: Hypertext '98*, Pittsburgh, June, 1998.
- Ferguson, W., Bareiss, R., Birnbaum, L., & Osgood, R. (1992). ASK Systems: an approach to the realization of story-based teachers. *J. of the Learning Sciences* 2(1), 95-134.
- Foltz, P.W. (1996). Comprehension, coherence, and strategies in hypertext and linear text. In Rouet, Levonen, Dillon & Spiro (Eds) *Hypertext and Cognition*. Hillsdale, NJ: Lawrence Erlbaum.
- Heller, R. (1990). The Role of Hypermedia in Education: A look at the research Issues. *J. of Research on Computing in Education*, Vol. 22, 431-441.
- Khan, S., Murray, T., & Piemonte, J. (2000). Qualitative Hypermedia Evaluation Methods. A paper presented at the Eastern Educational Research Association, Clearwater, FL.
- Jacobson, M.J., & Spiro, R.J. (1995). Hypertext Learning Environments, Cognitive Flexibility, and the Transfer of Complex Knowledge: An Empirical Investigation. *J. Educational Computing Research*, 12(4), 301-333.
- Jonassen, D, Reeves, T, Hong, H., Harvey, D., & Peters, K. (1997). Concept Mapping as Cognitive Learning and Assessment Tools. *J. of Interactive Learning Research*, Vol. 8 No. 3/4, 289-308.
- Laurillard, D., Stratford, M., Luckin, R., Plowman, L, Taylor, J. (2000). "Affordances for learning in a non-linear narrative medium." *J. of Interactive Media in Education*. [www.jime_open.ac.uk/00/2]
- Luckin, R., Plowman, L., Laurillard, D, Straford, M., & Taylor, J. (1998). Scaffolding Learners' Constructions of Narrative. *Proceedings of Int. Conf. of the Learning Sciences*, 1998, 181-187.
- Mannes, S. & Kintsch, W. (1987). Knowledge Organization and Text Organization. *Cognition and Instruction* Vol. 4 No. 2, 91-115.
- Marshall, C. & Iris, P. (1989). Guided tours and on-line presentations: How authors make existing hypertext intelligible for readers. *Hypertext-89 Proceedings*, 15-26.
- McAleese, R. (1989). Navigation and Browsing in Hypertext. Chapter 2 in R. McAleese (Ed.) *Hypertext: Theory Into Action*. Norwood NJ: Ablex Publ.
- Murray, T. (1993). Formative Qualitative Evaluation for "Exploratory" ITS Research. *J. of AI and Education*, Vol. 4. No. 2, 179-207.
- Murray, T (1999). Authoring Intelligent Tutoring Systems: Analysis of the state of the art. *Int. J. of AI and Education*, Vol. 10 No. 1, 98-129.

- Murray, T. & Arroyo, I. (2002). Toward Measuring and Maintaining the Zone of Proximal Development in Adaptive Instructional Systems. Cerri, Gouarderes & Paraguacu (Eds.) *Intelligent Tutoring Systems: 6th International Conference, ITS 2000*. Berlin: Springer Verlag, 749-758.
- Murray, T., Condit, C. & Haugsjaa, E. (1998). MetaLinks: A Preliminary Framework for Concept-Based Adaptive Hypermedia. *Proceedings for ITS-98 Workshop on WWW-Based Tutoring*. San Antonio, August, 1998.
- Murray, T., Condit, C., Piemonte, J., Shen, T., & Khan, S. (1999). MetaLinks—A Framework and Authoring Tool for Adaptive Hypermedia. *Proceedings of AIED-99*, 744-746.
- Murray, T., Condit, C., Piemonte, J., Shen, T., & Khan, S. (2000). Evaluating the Need for Intelligence in an Adaptive Hypermedia System. In Frasson & Gauthier (Eds.), *Proceedings of Intelligent Tutoring Systems 2000*, Springer-Verlag: New York, 373-382.
- Murray, T., Gartner-Piemonte, J., & Kelleher, P. (2001). Evaluating Features for Conceptual and Narrative Flow in an Adaptive Hyperbook. *Proceedings of the International Conference on Artificial Intelligence and Education: AIED-2001*, 21-32.
- Nelson, T. H. (1980). *Literary Machines*. Mindful Press: Sausalito, CA.
- Norman, D. (1988). *The Design of Everyday Things*. Doubleday: NY.
- Piemonte, J., Condit, C., Murray, T., & Khan, S. (1999). Tectonica Interactive: Methods and techniques for presenting a web-based multimedia geological tutorial. Presented at the American Conference on Geoscience Education. Available from the authors.
- Plowman, L., Luckin, R., Laurillard, D., Stratfold, M., & Taylor, J. (1999). Designing Multimedia for Learning: Narrative Guidance and Narrative Construction, In the *Proceedings of CHI 99* (pp. 310-317). May 15-20, 1999, Pittsburgh, PA USA.: ACM.
- Ross, T.W. (1993). Bloom and Hypertext: Parallel Taxonomies? *ED-TECH Review*. Autumn/Winter, 1993, 11-16.
- Shen, T. (2000). Concept Mapping for Adaptive Hypermedia. Unpublished UMass Masters Thesis.
- Specht, M. & Oppermann, R. (1998). ACE - Adaptive Courseware Environment. *New Review of Hypermedia and Multimedia*, Vol. 4, 1988, 141-162.
- Spiro, R.J. & Jehng, J.C. (1990). Cognitive Flexibility and Hypertext: Theory and Technology for the Nonlinear and Multidimensional Traversal of Complex Subject Matter. In D. Nix & R. Spiro (Eds.) *Cognition, Education, and Multimedia*. Hillsdale, NJ: Lawrence Erlbaum.
- Stanton, N.A. & Baber, C. (1994). The Myth of navigating in hypertext: How a "bandwagon" has lost its course! *J. of Educational Multimedia and Hypermedia*, Vol. 3 No. 3/4, 235-249.
- Stern, M., & Woolf, B.P. (1998). Curriculum Sequencing in a Web-Based Tutor. *Proceedings of Intelligent Tutoring Systems-98*.
- Suthers, D. & Weiner, A. (1995). Groupware for developing critical discussion skills. *Proceedings of CSCLE '95, Computer Supported Collaborative Learning*, Bloomington, Indiana, October 1995.
- Thompson, G.R. & Turk, J.T. (1997). *Modern Physical Geology, Second Edition*. Saunders Publishing Co: Philadelphia, PA.
- Vassileva, J. (1994). A Practical Architecture for User Modeling in a Hypermedia-Based Information System. In *4th International Conference on User Modeling*, pages 115-120, Hyannis, MA, 1994.
- Verhoeven, A. & Waarendorf, K. (1999). External Navigation Control and Guidance for Learning with Spatial Hypermedia. *J. of Interactive Media in Education* Vol. 99 No. 1.
- Wallace, R.M., Kuperman, J., Krajcik, J. & Soloway, E. (2000). Science on the Web: Students Online in a Sixth Grade Classroom. *Journal of the Learning Sciences*, Vol. 9 No. 1, 75-104.
- Weller, M. J. (2000). The Use of Narrative to Provide a Cohesive Structure for a Web Based Computing Course. To appear in the *Journal of Interactive Media in Education*. On line at www.jime.open.ac.uk.
- Wertsch, J. (1984). "The zone of proximal development: Some conceptual issues." In B. Rogoff, J. Wertsch (Eds.) *Children's Learning in the "Zone of Proximal Development"*, 7-18. San Francisco: Jossey-Bass Inc.
- Woods, W.A. (1975). What's in aLink: Foundations for Semantic Networks," in D. G. Borrow & A.M. Collins (Eds.) *Representation and Understanding: Studies in Cognitive Science*, 35-82. New York: Academic Press.

APPENDIX

Questionnaire items

The post-use questionnaire used in Studies #1 and #2 included questions related to overall satisfaction, to the navigation and orientation issues mentioned above, to inquiry/exploratory navigation behavior, and to the importance and ease of use of several of the navigation features. Below we list or describe the most important items. The questionnaire used in Study 2 was slightly different than that used in Study 1, but the differences are not relevant to the level of analysis in this paper. All questions were Likert Scale agreement questions (unless otherwise noted) with choices "strongly agree" "agree" "neutral" "disagree" "strongly disagree."

ENJOYMENT AND LEARNING QUESTIONS

- I was able to answer the questions thoroughly.
- I found Tectonica easy to use.
- I did NOT find Tectonica enjoyable to use.
- I would recommend Tectonica to others interested in learning more about geology and plate tectonics.
- I learned more using Tectonica than I would have using the textbook.
- I would have preferred reading a textbook.
- I feel that I have learned the subject matter well.
- I feel that learning with Tectonica was a waste of time.
- I would recommend Tectonica to others interested in learning more about geology.

NAVIGATION AND FLOW QUESTIONS

- I visited and learned about topics that were not directly related to the main question.
- There was NOT an appropriate amount of material on each page.
- The time needed to use Tectonica was adequate for the material learned.
- If I diverged from a topic/page of interest, it was easy for me to return to that information.
- I felt lost as I navigated through Tectonica.
- The text flowed nicely from one page to another.
- The presence of introductory text facilitated my understanding of the material on the page.

Which of these questions did you ask yourself most frequently? Where am I? What should I look for next? How do I go there? Where have I been? (Fill-in question)

QUESTIONS RELATED TO SPECIFIC FEATURES

There were about 25 such questions and we show only a small sample here:

- I found page numbers useful in knowing where I was in the table of contents.
- The questions presented in the 'Related Information' links compelled me to visit subject material unrelated to my initial inquiry.
- I noted my position within the table of contents.
- The 'Return' button worked as expected.
- Having different categories of links (e.g. "famous catastrophes" and "how do scientists measure this?") within the 'Related Information' Menu was useful.

Study #1 Results Details

Disorientation. Below are the questionnaire questions related to disorientation, along with the average and standard deviations of the answers:

Did you visit and learn about topics that were not directly related to your main question? 15 of the 19 subjects answered "yes." This indicates that subjects did in general "explore" the material rather than go directly to an "answer."

If I diverged from a topic/page of interest, it was easy for me to return to that information. AGREE (ave 2.2 SD .9).

I felt lost as I navigated through Tectonica. RARELY (ave 3.2 SD .8)

Which question did you ask yourself most frequently: "Where am I? What should I look for next? How do I go there? Where have I been?" 12 answered "what should I look for next?" and 3 indicated they did not ask themselves any of these questions (the 4 remaining were evenly split

among the other answers). This indicates that subjects were predominantly focused on the content rather than trying to figure out the system or the task.

In the focus groups subjects were also explicitly asked questions about disorientation. Interviews and focus-group data confirm the finding that the great majority of users felt that they knew where they were, where to go next, and how to get there. As mentioned below, we found that when students needed to "reorient" themselves they used a variety of tools, including TOC, search, and history pages.

Cognitive Overload. Below are the questionnaire questions related to cognitive overload, along with the average and standard deviations of the answers:

I was able to answer the questions thoroughly. AGREE (ave. 1.8 SD .9)

There was NOT an appropriate amount of material on each page. DISAGREE (ave. 3.8 SD .9)

The time needed to use Tectonica was adequate for the material learned. AGREE (ave. 1.9 SD .6)

These answers mostly relate to overload in terms of the content and task, and indicate that students were not overwhelmed or confused with the content or task. Focus-group and interview data did not show significant evidence of cognitive overload regarding use of the MetaLinks features. Answers to the 4th Disorientation question above ("Which question did you ask yourself most frequently") also indicate that users were not overly confused by the software.

Narrative Flow. Below are the questionnaire questions related to narrative flow:

The text flowed nicely from one page to another. AGREE (ave 1.9 SD .7)

The presence of introductory text facilitated my understanding of the material on the page. The average was OFTEN (1.9).

Narrative flow was explicitly addressed in the focus-groups and, in agreement with the questionnaire data above, there was no evidence of narrative choppiness or unevenness.

Conceptual Flow and Content Readiness. In focus groups we asked whether students ever felt that they had navigated to a page for which they were lacking the prerequisite knowledge and therefore could not understand it. We found no evidence of frustration over the lack of prerequisite knowledge (despite the fact that the majority had never taken a geology course).

Overall Enjoyment and Perceived Learning. There were 10 questions related to overall enjoyment and perceived learning effectiveness. We will not list them all, but their general intentions had significant overlap. Examples are: "I found Tectonica easy to use," "I did NOT find Tectonica enjoyable to use," "Would you recommend Tectonica to others interested in learning more about geology and plate tectonics?" and "I learned more using Tectonica than I would have using the textbook." Despite the fact that most subjects indicated that they were not particularly interested in geology, the answers to these questions indicated overwhelmingly that subjects found Tectonica enjoyable, easy to use, and productive. This was slightly surprising, since we suspected that with so many features available to them that some would find it frustrating to use (however, later we comment on features that were not used much). Significantly, the two questions that compared Tectonica with book learning favored the hyperbook (two of the 19 subjects would prefer a text book).

Areas where 3 to 5 subjects expressed frustration included (from focus-group data): not finding content they wanted because the book was incomplete; the TOC, showing all of the 400 pages listed with hierarchical nesting, was overwhelming; subjects were sometimes surprised to find themselves back at a page they had previously been; and several subjects were confused with the parent/child/sibling metaphor used for the hierarchical structure of the hyperbook.

Study #2 Results Details

Text Smoothing. We found no significant effect of the IT variable on questionnaire items or navigation patterns. As in our previous study, subjects overall did not indicate problems with text flow. For Q24 "the text flowed nicely" the average was 2.4 AGREE (SD .82), and for Q32 page "transitions did not make sense to me" the average was 3.6 RARELY (SD 1.1). We can not tell whether our findings from this and the previous study indicating good narrative flow was due to the inclusion of the intro-text feature. A post-hoc analysis of the pages visited by subjects during the study indicated that the results are limited by the relatively small number of times subjects saw intro-text.

Feature Salience. As in the previous (1999) trial the related links feature was used relatively infrequently, a total 1.5 percent of all navigation moves. But there was a clear effect of the RL variable on related links use. The related-links feature was used by significantly more subjects in the RL+ condition (9 out of 12 subjects) than in the RL- conditions (2 out of 12 subjects).¹⁸ A similar effect is

¹⁸ The use of this feature is distributed relatively evenly among the three task questions, indicating that the availability of related links was not a function of what topic subjects were exploring.

found with the mirror feature, children links, which was used much more often, 9.3 percent of the total moves overall. In the RL- condition child links (which were visible in this condition) were used 2.8 times more often. A supporting pattern was found with the questionnaire items. When related links are shown, the related links feature is generally rated more highly and the subtopics links feature is rated lower. The converse is true when related links are hidden. The effect of RL on Q3 the "related information (feature) was useful" was significant ($p=.001$), and the effect of RL on Q59 "related links are (not) difficult or confusing" was significant ($p=.04$, with computer knowledge treated as a covariate).

Exploratory navigation and Custom Depth Control. As mentioned above, exploratory navigation is supported by both the related links and custom depth features. We attempted to measure exploratory/inquiry navigation behavior in several ways. The Exploration Questions were: Q8 "did you visit and learn about topics that were not directly related to you main question?", Q15 "Related information (feature) compelled me to visit subject material unrelated to my initial inquiry," and Q31 "the software allowed me to navigate though the material according to my curiosity." We are interested in the relationship between these questions and the RL condition and the usage of the related links and custom depth features. Overall we found the following descriptive statistics: Q8 Ave 1.29 YES (SD .46), Q15 Ave 2.46 AGREE (SD .9), and Q31 Ave 2.0 AGREE (SD .7). Related links accounted for 1.5 percent of total moves (compared with 1% in Study #1). Of the 180 unique pages visited by users, 169 had related links available (so scarcity in encountering the feature was not an issue as it was with the intro-text feature). The custom depth feature was the most often used feature (overall it accounted for 33% of the moves). It was used equally whether related links were shown or hidden.¹⁹ There was a wide variation in the use of this feature among subjects, with range using it from 6% to 78%.

The frequency of use of the related links feature was positively correlated ($p=.04$) with the Satisfaction measure, and positively correlated ($p=.01$) with Q8. However there was no significant correlation between Q15 or Q31 and the RL condition or related links page frequency. The frequency of use of the custom depth feature had a positive correlation with the Satisfaction measure ($p=.004$), a weakly positive significant correlation ($p=.055$) with Q31 "navigated according to my curiosity," a weakly significant positive correlation ($p=.07$) with the Exploration questions, and positive correlation with Q14 "if I diverged from a topic it was easy for me to return." There was no significant correlation between custom depth use and the RL condition.

Other navigation issues. We have already discussed exploratory and inquiry navigation behaviors. We are also interested in how subjects responded to the questions about cognitive overload, disorientation, conceptual flow, and narrative flow. Questions 8, 14, 23, 32, and 26 were related to disorientation; 4, 12, and 35 to cognitive overload, 23 and 32 to narrative flow, and 31 and 33 to conceptual flow. The results were very similar to those from Study #1. The vast majority of subjects indicated that they did not have problems with the four types of navigation problems. For the 12 questions relevant to navigation issues, depending on the question, between 1 and 7 of the 24 subjects indicated that they did experience a navigation problem. There were statistically significant positive correlations between the navigation questions and the Satisfaction measure. We found no significant correlations between the navigation questions and the RL condition or use frequencies of the navigation tools. We found that higher use of the more advance navigation features (related links and custom depth) did not have a significant effect on the Navigation Issues questions.

¹⁹ This result differs from Study #1 in that in the earlier study subtopic links were used most often, and Custom Depth only 10%. We have no explanation for this difference.